

Student Exhibition Guide 2017

Key Information

Venue Location: AR VR Garage Exhibition Space at 28/30 Shaddock St, Eden Terrace, Auckland



Exhibition Opening Night	Exhibition Open Day
<p>Friday December 8th</p> <p>6 PM Industry Guests (<i>Students are recommended to attend to talk to industry</i>)</p> <p>7:30-10PM Friends and Family (<i>recommended up to 4 guests</i>)</p>	<p>Sat December 9th</p> <p>9AM-2PM Open to public (<i>recommended for large groups, extended families and friends</i>)</p>

Transport and Parking

- This location is within 15-20 minutes' walk of Animation College. It's easiest to walk up Symonds Street before following into Mount Eden Road. If the weather is fine, you can easily take your materials to the venue by walking.
- A bus stop is close by [see map above]
- The Mt Eden station is also close by [see map above] but you will come out on the other side of the tracks, so you will need to go around by going to Mount Eden Road.
- For Parking: we have been told there is some parking available in Ruru St and at the AR VR Garage after 6PM, but otherwise there is some parking along the adjacent streets.

Setup and Pack-down times

Thursday December 7th - Setup

10AM - 11AM Computers, display boards, tables will be delivered to the Venue

11AM - 1PM IT, staff and a dozen student volunteers will setup the tables and computers

1:30PM – 5PM Students will setup their display in their allocated location

** It is highly recommended students complete their display by Thursday 5PM*

Friday December 8th

9AM – 10AM Final setup for sound and music system, microphones, and displays

10AM – 12PM Any last-minute student setup needs

6PM - 10PM Exhibition Opening Night

Saturday December 9th - Packdown

9AM - 2PM Exhibition Open Day

1:30PM – 3:30PM Students will pack down their display, help IT, and staff unpack computers

3:30PM – 6PM Delivery pick up of tables, computers, display boards

Setup and Pack-down rules

- Each student in the DAA Level 6, DDM Level 7, and BoA Level 7 will be allocated a space and facilities according to their Exhibition Request Form. If you did not fill in an Exhibition Request Form you will be given a default of one screen and some space to pin art.
- Students will be allocated a space according to the Exhibition Request Form; a name will be written by the table and the monitor. For students who do not end up displaying, we will either offer the monitor and space to another student or play an 'overall' student show reel in your location.
- A set number of headphones (courtesy of Playtech) will be allocated to student displays with Video Game and Animated Short Projects.
- There will be at least one HTC Vive setup for Oscar Mitchell, and the BCS second year students (who occupy a space as part of the AR VR Garage).
- Please bring your showreels, videos, game files, or any other digital material in a USB or Hard Drive.

Pack-down rules

- Any display that is unpacked by 5PM Saturday Dec 9th will risk being damaged or binned.
- If you cannot setup or pack-down due to the time, ask a classmate to do it for you.

Volunteers Required!

- [See highlighted above for help setting up and packing down; Pizza will be provided]
- Students who are over 18 to help roster and serve wine and nibbles on the Opening Night
- Students to roster and look after the venue Saturday 9AM-2PM

Students who are able to help, please contact Danielle.Huddleston@animationcollege.co.nz







Display Recommendations

- Business cards are highly recommended, if not a necessity. Potential employers will be roaming and they often take a card and contact graduates later. You could even create hand drawn business cards, as long as something is there for people to take away.
- Bring your work on a USB, even if you are only displaying prints. If there is a spare monitor we can set up a slideshow.
- If you are printing pieces for your display we have a few recommendations for local printers:

Printer 1 – Officenow (Used for prints last year) - (2/4 Lorne St, Auckland, 1010)

Printer 2 – 5digital (High Quality) - (151 Stoddard Rd, Mount Roskill, Auckland 0644)

Printer 3 – PDQ – (High Quality) - (1023, 65 Boston Rd, Grafton, Auckland 1023)

	<p>We are going to have a DJ there on the Opening Night, along with appropriate ambient music (not K-Pop).</p>
	<p>We are going to have a professional photographer from Monster Valley there, so dress sharply. No hoodies and out-of-bed hair.</p>
	<p>We are looking to have VR setup with student work and other games to entertain the wee ones and old ones.</p>
	<p>We have delicious nibbles for the Opening Night, but because it's an Exhibition don't rely on it to be your dinner! If dinner is what you are after, please enjoy a dinner with your family first before heading into the exhibition.</p>
	<p>We will be serving alcohol for guests. Students must be over 18. Drink in moderation, we will have friends and professional industry guests floating around.</p>
	<p>We have security on Opening Night to make sure everyone is safe and we don't get any uninvited guests.</p>